











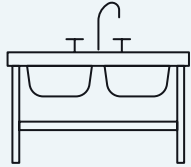






e:dose Kitchen Dilution

Read the product label/Safety Data Sheet before use.

Adhere to health and safety instructions.

Wear appropriate personal protective equipment (PPE).

	PRODUCT	DESCRIPTION	DILUTION - PELICAN PUMP DELIVERS A 30ML SHOT UNLESS OTHERWISE STATED	HOW TO USE
DEGREASING		<p>EC2 - Degreaser - Cleaner degreaser</p> <ul style="list-style-type: none"> Removes soiling and grease from surfaces. Unperfumed. Low dosage, very economical in use. Colour coded trigger bottles available. 		<p>COOKER HOODS, DEEP FAT FRYERS AND HEAVILY SOILED EQUIPMENT: Spray surface and wipe with a clean cloth.</p> <p>FLOORS AND WALLS: Damp mop or wipe surface.</p>
SANITISING		<p>EC4 - Sanitiser - Super concentrate sanitiser</p> <ul style="list-style-type: none"> Effective against viruses. Kills bacteria and yeast. Passes EN 16777, EN 14476, EN 1276, EN 16615 and EN 1650. Low dosage, very economical in use. Colour coded trigger bottles available. 		<p>DISINFECTING HARD SURFACES AND EQUIPMENT: Spray and wipe surface to remove loose debris and soiling. Repeat and leave for 30 seconds before wiping with a clean cloth. Food contact surfaces must be rinsed with clean water and allowing to air dry.</p>
OVEN AND GRILL		<p>Oven Cleaner / Grill Cleaner</p> <ul style="list-style-type: none"> Removes baked on grease and carbon. Low odour formula, unperfumed and undyed. <p>OVEN CLEANER NOT FOR USE ON: Exterior of ovens, aluminium, painted, easy clean or self clean surfaces.</p>	<p>Oven/Combi Oven Cleaner</p>  <p>Ready-to use. 5 L comes with a foaming flexispray</p> <p>Hot Grill Cleaner</p>  <p>Ready-to use. Switch off appliance before use</p>	<p>INTERIOR OF OVEN: Spray onto surface. Leave for 10-20 minutes then agitate. Rinse with clean water and allow to air dry.</p> <p>FLAT GRILL: Scrape to remove soiling, apply thin layer to hot grill. Leave for 1 minute, agitate then scrape and wipe before re-seasoning</p> <p>PLEASE SEE LABEL FOR FULL USAGE INSTRUCTIONS.</p>
AUTO DISHWASHING		<p>Dishwash Detergents and Rinse Aids</p> <ul style="list-style-type: none"> Choose from our extensive range of automatic dishwasher detergents. <p>Descale</p> <ul style="list-style-type: none"> Concentrated acid-based liquid for descaling catering equipment such as bain maries and urns as well as dish and glasswash machines. 	 <p>Follow machine manufacturers guidelines</p>	<p>DISHWASHING: Rinse crockery, cutlery and utensils prior to filling the machine. Dispense product into machine through an electronic dispenser in accordance with machine manufacturers instructions.</p> <p>DESCALING: Always follow the label instructions.</p>
MANUAL DISHWASHING		<p>Washing up liquids</p> <ul style="list-style-type: none"> Excellent grease removal and drainage properties. <p>Q'sol Super high strength. Q'det Superior unperfumed. Kind General Purpose</p>	 <p>X1 Q'sol X1 Q'det X3 Kind</p>  <p>per 40L water into a sink</p> 	<p>CROCKERY: Scrape off any remaining food waste into bin. Wash items thoroughly in hot water. Rinse in hot water. Allow to air dry.</p>
PERSONAL HYGIENE		<p>Trigon' Plus / Trigon' Foam Plus</p> <ul style="list-style-type: none"> Unperfumed liquid or foam hand wash. Proven to kill 99.999% of bacteria. Passes EN1499, EN 13727 and EN 1276. Neutral pH; mild and gentle to the skin. 	  <p>READY TO USE For use in Evans Evolve soap dispensers. Trigon Plus is also available in a 500ml bottle</p> 	<p>HANDS AND FOREARMS: Wet hands. Apply product and spread over hands and forearms. Wash hands for at least 20 seconds. Rinse in clean water and dry hands thoroughly.</p>