

TOILET AND URINAL CLEANING


How to guide



Place safety signs



Wear appropriate personal protective equipment




Flush toilet or urinal to remove any debris



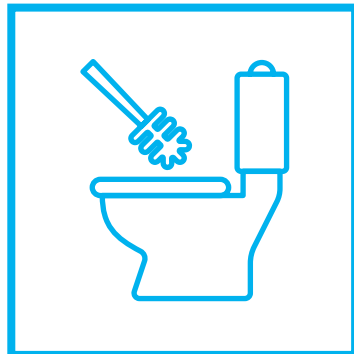
Reduce water level with toilet brush



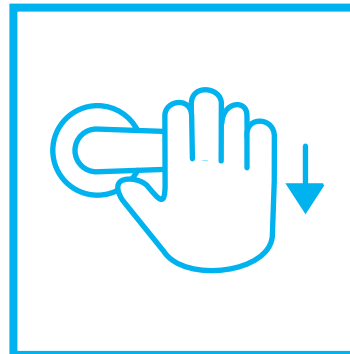
Direct nozzle under toilet or urinal rim and apply evenly over the surface



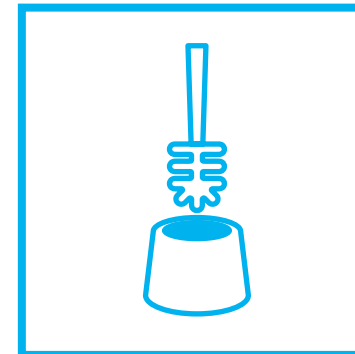
Leave for 2 minutes



Brush around bowl or urinal - especially around rim and below water line.



Flush. Rinse brush



Replace brush



Remove safety signs and ensure chemicals are returned to the storeroom