







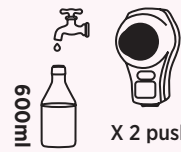


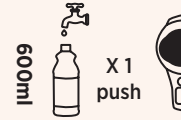
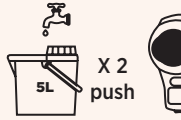





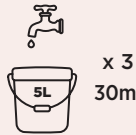
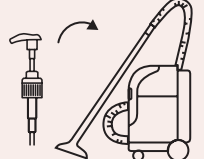


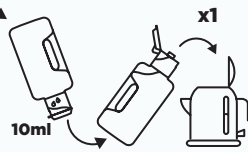


# e:dose Eco-Shot Housekeeping Dilution

Read the product label/Safety Data Sheet before use.  
Adhere to health and safety instructions.  
Wear appropriate personal protective equipment (PPE).

|                        | PRODUCT   | DESCRIPTION  | DILUTION - PELICAN PUMP DELIVERS A 30ML SHOT UNLESS OTHERWISE STATED  | HOW TO USE   |
|------------------------|---|--|---|--|
| DISINFECTION           |    | <b>EC5 - Perfumed Sanitiser - Surfaces</b> <ul style="list-style-type: none"> <li>Effective against viruses. Kills bacteria and yeast. Passes <b>EN 14476, EN 1276, EN 16615 and EN 1650.</b></li> <li>Low dosage, very economical in use.</li> <li>Colour coded trigger bottles available.</li> </ul>   |  600ml X 1 push    | <b>DISINFECTING HARD SURFACES:</b><br>Spray and wipe surface to remove any dust and soiling. Repeat and leave for the required contact time before wiping with a clean cloth.<br><b>To prevent chemical build-up, surfaces should be periodically washed.</b>  |
| SURFACES               |    | <b>EC6 - All Purpose - Interior hard surface cleaner</b> <ul style="list-style-type: none"> <li>For daily and general cleaning of hard surfaces.</li> <li>Neutral formulation with a fresh fragrance.</li> <li>Low dosage, very economical in use.</li> <li>Colour coded trigger bottles available.</li> </ul>   |  600ml X 1 push  5L X 2 push  | <b>GENERAL CLEANING OF HARD SURFACES, GLASS AND MIRRORS:</b><br>Spray onto cloth (or surface) and wipe.  |
| AIR CARE               |    | <b>EC8 - Air Freshener - Air and fabric freshener</b> <ul style="list-style-type: none"> <li>Freshens the air and deodorises fabrics.</li> <li>Appealing and long-lasting fragrance.</li> <li>Low dosage, very economical in use.</li> <li>Colour coded trigger bottles available.</li> </ul>  |  600ml X 2 push    | <b>AIR FRESHENING:</b><br>Adjust to fine spray setting on the bottle, spray high into the air, away from face (increase dosage for stronger malodours)<br><b>FABRICS:</b><br>Spray lightly and evenly onto fabric.   |
| BATH ROOM              |    | <b>EC9+ Washroom - Disinfectant and descaler</b> <ul style="list-style-type: none"> <li>Ideal for cleaning, disinfecting and descaling washbasins, baths, showers and tiles.</li> <li>Passes <b>EN 14476, EN 1276 EN 16615 and EN 1650.</b></li> </ul>   |  600ml X 1 push  5L X 2 push  | <b>SURFACES:</b><br>Spray or mop surface. For surfaces, leave for the required contact time then wipe with a clean cloth and allow to air dry.<br><b>Prevent chemical build-up, by periodically washing surfaces.</b>  |
| TOILET                 |   | <b>EC10 Toilet - Cleaner and descaler</b> <ul style="list-style-type: none"> <li>Thickened acidic toilet cleaner descaler.</li> <li>Uses thicken-on-dilution technology.</li> </ul>  |  600ml x 1 push - General use<br>x 2 push - Heavy Duty   | <b>TOILETS:</b><br>Apply diluted solution and leave for 1 - 2 mins for daily maintenance or 10 mins for heavy-duty descaling. Agitate with toilet brush. Flush toilet with clean water.  |
| CARPETS AND UPHOLSTERY |  | <b>Extract Pro - Carpet and upholstery shampoo</b> <ul style="list-style-type: none"> <li>Removes dirt and stains, also provides anti-soiling protection.</li> </ul> <b>Spotlight - Spot and stain remover</b> <ul style="list-style-type: none"> <li>Ready-to-use, fast and effective stain remover.</li> <li>Ideal for removing stubborn spots and stains.</li> </ul>    | <b>Extract Pro</b><br> x 3 30ml    | <b>Spotlight</b><br>Use NEAT<br><b>CARPETS AND UPHOLSTERY:</b><br>Spray onto carpet or upholstery using machine wand followed by 2/3 dry passes to extract excess liquid.<br><b>SPOTS AND STAINS:</b><br>Spray sparingly onto stain, leave for 1 minute.<br><b>IMPORTANT: read product instructions on the label before use</b>                                    |
| ANCILLARY ITEMS        |  | <b>Kettle Descaler - Limescale remover</b> <ul style="list-style-type: none"> <li>For removing lime-scale build-up from kettles.</li> <li>Safe to use on stainless steel.</li> </ul> <b>Trident - Sanitising powder</b> <ul style="list-style-type: none"> <li>Cleans and disinfects glassware and crockery.</li> <li>Also removes mould and mildew from grout.</li> </ul> | <b>Kettle Descaler</b><br> 250ml warm water  10ml x1   | <b>Trident</b><br>Dissolve <b>10g per litre</b> in warm water.<br><b>DESCALING KETTLES:</b><br>Add relevant dosage to warm water. Allow to soak for 5 minutes. Rinse thoroughly.<br><b>REMOVING TANNIN:</b><br>Prepare a 1% solution, immerse crockery for up to 30 mins. Rinse thoroughly with clean water and allow to air dry.<br><b>! DO NOT MIX CHEMICALS</b> |