


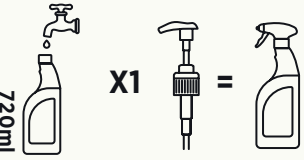

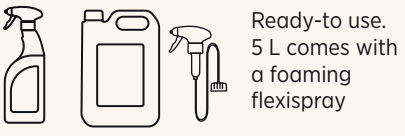
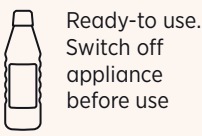








# EVANS Kitchen Dilution

Read the product label/Safety Data Sheet before use.

Adhere to health and safety instructions.

Wear appropriate personal protective equipment (PPE).

|                         | PRODUCT   | DESCRIPTION   | DILUTION - PELICAN PUMP DELIVERS A 30ML SHOT UNLESS OTHERWISE STATED   | HOW TO USE  |
|-------------------------|---|---|--|---|
| DEGREASING              |    | <p><b>Lift - Cleaner degreaser</b></p> <ul style="list-style-type: none"> <li>• Unperfumed.</li> <li>• Removes soiling and grease from surfaces.</li> <li>• Can be used on the interior of ovens.</li> <li>• Safe on aluminium.</li> </ul>  |    | <p><b>COOKER HOODS, DEEP FAT FRYERS AND HEAVILY SOILED EQUIPMENT:</b><br/>Spray surface and wipe with a clean cloth.</p> <p><b>FLOORS AND WALLS:</b><br/>Damp mop or wipe surface.</p>  |
| SANITISING              |    | <p><b>Est-eem - Cleaner sanitiser - Unperfumed</b></p> <ul style="list-style-type: none"> <li>• Effective against viruses. Kills bacteria and yeast. Passes <b>EN 16777, EN 14476, EN 1276, EN 16615 and EN 1650.</b></li> <li>• For use on washable surfaces and equipment.</li> </ul>   |   | <p><b>DISINFECTING HARD SURFACES AND EQUIPMENT:</b><br/>Remove loose debris and soiling. Spray solution and wipe clean. Repeat and leave for a 30 second contact time. Wipe the surface. Rinse and wipe dry.</p>  |
| OVEN INTERIOR AND GRILL |    | <p><b>Oven Cleaner / Grill Cleaner</b></p> <ul style="list-style-type: none"> <li>• Removes baked on grease and carbon.</li> <li>• Low odour formula, unperfumed and undyed.</li> </ul> <p><b>OVEN CLEANER NOT FOR USE ON:</b><br/>Exterior of ovens, aluminium, painted, easy clean or self clean surfaces.</p>  | <p><b>Oven/Combi Oven Cleaner</b></p>  <p><b>Hot Grill Cleaner</b></p>  | <p><b>INTERIOR OF OVEN:</b><br/>Spray onto surface. Leave for 10-20 minutes then agitate. Rinse with clean water and allow to air dry.</p> <p><b>FLAT GRILL:</b><br/>Scrape to remove soiling, apply thin layer to <b>hot</b> grill. Leave for 1 minute, agitate then scrape and wipe before re-seasoning</p> <p><b>PLEASE SEE LABEL FOR FULL USAGE INSTRUCTIONS.</b></p> |
| AUTO DISHWASHING        |   | <p><b>Dishwash Detergents and Rinse Aids</b></p> <ul style="list-style-type: none"> <li>• Choose from our extensive range of automatic dishwasher and rinse aid detergents.</li> </ul> <p><b>Descale</b></p> <ul style="list-style-type: none"> <li>• Concentrated acid-based liquid for descaling catering equipment such as bain maries and urns as well as dish and glasswash machines.</li> </ul> |  <p>Follow machine manufacturers guidelines</p>   | <p><b>DISHWASHING:</b><br/>Rinse crockery, cutlery and utensils prior to filling the machine. Dispense product into machine through an electronic dispenser in accordance with machine manufacturers instructions.</p> <p><b>DESCALING:</b><br/>Always follow the label instructions.</p>   |
| MANUAL DISHWASHING      |  | <p><b>Washing up liquids</b></p> <ul style="list-style-type: none"> <li>• Excellent grease removal and drainage properties.</li> </ul> <p><b>Q'sol</b> Super high strength.<br/><b>Q'det</b> Superior unperfumed.<br/><b>Kind</b> General Purpose</p>   |    | <p><b>CROCKERY:</b><br/>Scrape off any remaining food waste into bin. Wash items thoroughly in hot water. Rinse in hot water. Allow to air dry.</p>   |
| PERSONAL HYGIENE        |  | <p><b>Trigon' Plus / Trigon' Foam Plus</b></p> <ul style="list-style-type: none"> <li>• Unperfumed liquid or foam hand wash.</li> <li>• Proven to kill 99.999% of bacteria. Passes <b>EN1499, EN 13727 and EN 1276.</b></li> <li>• Neutral pH; mild and gentle to the skin.</li> </ul>  |  <p><b>READY TO USE</b><br/>For use in Evans Evolve soap dispensers. <b>Trigon Plus</b> is also available in a 500ml bottle</p>                          | <p><b>HANDS AND FOREARMS:</b><br/>Wet hands. Apply product and spread over hands and forearms. Wash hands for at least 20 seconds. Rinse in clean water and dry hands thoroughly.</p>   |

Copyright © 2026 Evans Vanodine. All Rights Reserved iss 9 - WA1090