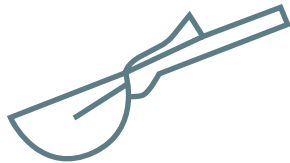




# E-DOSE ICE CREAM EQUIPMENT

## 3 STEP CLEANING SYSTEM

### SCOOP



#### Step 1

For initial clean, make up a solution of 1 part EC4 to 60 parts water in a container. Dip and shake scoop to remove the majority of ice cream.

#### Step 2

Make up a separate solution of 1 part Est-eem to 25 parts water in a container. Dip and shake scoop to sanitise.

#### Step 3

Rinse with clean water prior to use.

**CHANGE SOLUTION REGULARLY**



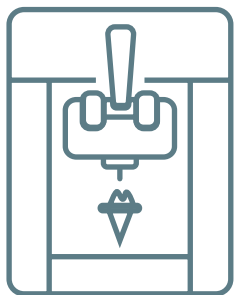
#### Step 1

**2 x 10ml caps into 1.25 L water**

#### Step 2

**2 x 10ml caps into 1.25 L water**

### MACHINE



#### Step 1


For initial clean, make up a solution of 1 part EC4 to 60 parts warm water and operate the machine to draw solution through the dispensing system.

#### Step 2

Make up a solution of 1 part EC4 to 100 parts warm water and operate the machine to draw solution into the dispensing system and leave overnight.

#### Step 3

Pump clean water through the dispensing system prior to use.



#### Step 1

**4 x 10ml caps into 2.5 L water**

#### Step 2

**5 x 10ml caps into 5 L water**