

# EVANS Dishwashing: Get The Best Results

## ALWAYS

Read the product label/Safety Data Sheet before use.  
Adhere to health and safety instructions.  
Wear appropriate personal protective equipment (PPE).  
Descale machine regularly to maintain efficiency.

### PRE-CLEAN

Switch on machine and ensure correct operating temperature.

Recommended:  
Wash 55-70°C  
Rinse 82-90°C

Scrape food from crockery into bin.

### PRE-RINSE

Rinse with clean water.

### RACK

Load cutlery into baskets - handle down.

Rack plates in same direction.

Empty cups and load upside down.

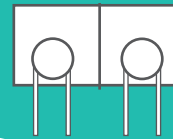
Do not overload trays.

### WASHING AND RINSING

Choose a dishwash product relevant to water hardness.

Switch on dosing equipment (if fitted).

Check sufficient product is in chemical drums.



### STACKING

Crockery must be dry before stacking.

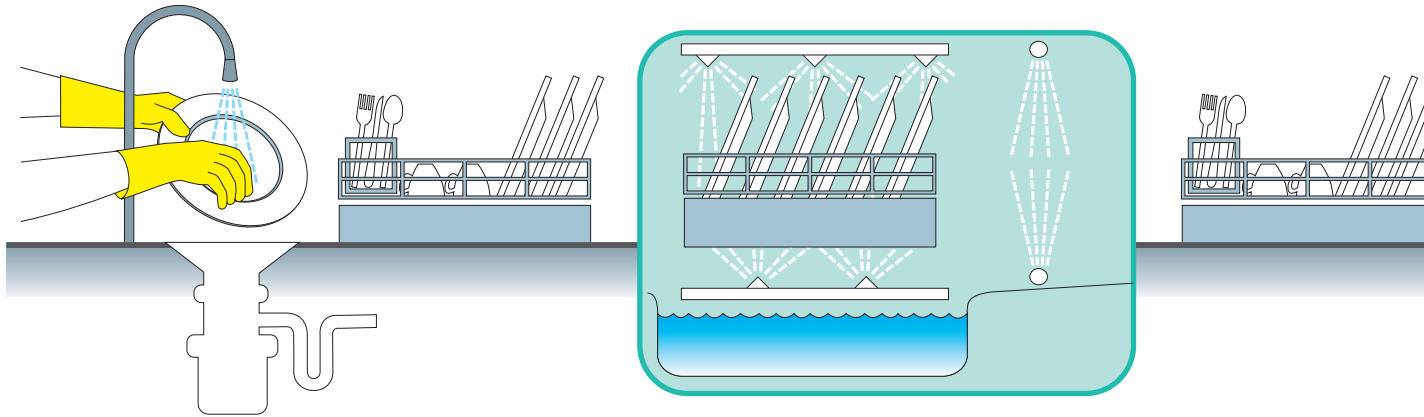
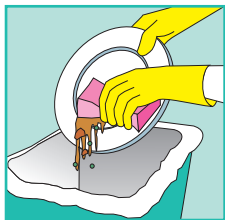
### CLOSE DOWN

Switch off and drain dishwasher.

Remove and empty scrap tray. Remove curtain and filter plate then clean the interior surfaces thoroughly with a sanitiser. Leave for 30 seconds then wipe with a clean cloth.

Spray sanitiser onto a clean cloth and wipe the door and hood seals, as they are prone to bacterial growth.

Allow to air dry with the door open.



## EVANS PRODUCTS WILL CLEAN CROCKERY AND UTENSILS AND WILL ALSO MAINTAIN YOUR MACHINE

### WASH



Choice of dishwash detergents to meet your requirements.

### RINSE



Choice of rinse aids to complement your preferred dishwash.

### ALUMINIUM



Ideal for cleaning aluminium trays, pots and utensils.

### DESCALE



To maintain your machine. Removes limescale and heavy soiling.

### DESTAIN



Removes stains and built-up protein deposits.

### SANITISE



Use to sanitise the interior and exterior surfaces of your dishwasher machine.