

# EVANS EVOLVE



## Evans Evolve disposable cartridges, for liquid and foam.

Evans' hand care products offer thorough cleansing, yet are mild and gentle on the skin. All comply with Cosmetic Regulation. The balanced pH ensures they are suitable for frequent use on hands, body and even for use as a hair shampoo. All products, including Handsan, contain added moisturiser to help keep the skin feeling soft, smooth and healthy.



### Trigon™ Unperfumed hand wash

- High quality liquid hand wash
- Mild and gentle to skin: added moisturiser
- Unperfumed; suitable where food is handled or prepared
- Product code: A050BEV - 6x1L



### Trigon™ Foam Plus Bactericidal unperfumed foaming hand wash

- Passes EN 1499, EN 1276 and EN 13727
- Provides a soft cleansing foam which is gentle to skin
- Unperfumed; suitable where food is handled or prepared
- Product code: A063BEV - 6x1L



### Trigon™ Plus Bactericidal unperfumed liquid hand wash

- Passes EN 1499, EN 1276 and EN 13727
- Extra moisturiser, leaves hands soft
- Unperfumed; Ideal for frequent hand washing
- Product code: A087BEV - 6x1L



### Citrus Foam Foaming hand and body wash

- Luxurious, soft silky mousse
- Zesty, nectarine and pineapple perfume
- Ideal choice for prestigious washrooms
- Product code: A181BEV - 6x1L




### Ocean Blue Hand, hair and body wash

- Contemporary, sea mineral perfume
- Neutral pH to ensure gentle cleansing action
- Added moisturiser to help prevent dry skin
- Product code: A159BEV - 6x1L



### Handsan™ 70% alcohol hand rub

- Fast-acting, highly effective hand sanitiser
- Kills bacteria and viruses; passes EN 1276, EN 14476 and EN 13727
- Ideal in food areas and in medical establishments
- Product code: A051BEV - 6x1L





# EVANS EVOLVE CARTRIDGE DISPENSER



A modern designed soap dispenser to complement any decor. The smooth ergonomic design minimises dirt traps, makes it easy to keep clean and, most importantly, is strong and very durable.

The Evolve Cartridge Dispenser is especially manufactured so it will only accept an Evans disposable cartridge. Each cartridge is sealed to prevent contamination and has a unique connecting design which makes re-loading quick and easy.

The dispenser is individually boxed and supplied with installation instructions, fixing template, dispenser key, fixing screws and adhesive fixing pads. It also comes with a special fitting which enables the dispenser to be opened without the key.

Labels are available upon request for the front of the dispenser, to identify which product is being used.

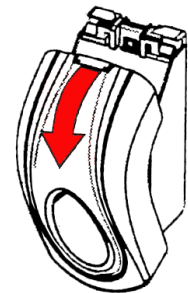
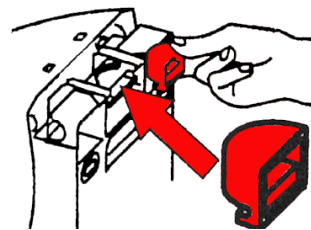


## DISPENSER INSTRUCTIONS

### UNLOCKING DISPENSER



To open dispenser, insert the key provided into top of dispenser. Push down to release catch and pull front cover towards you.



To convert dispenser for use without a key, insert the special fitting prior to fixing dispenser to wall.

### INSERTING THE EVANS CARTRIDGE



Read the cartridge label and remove red transit cap.



Insert cartridge with label facing towards the rear of dispenser. Push down cartridge until it clicks into place, piercing the inner seal.



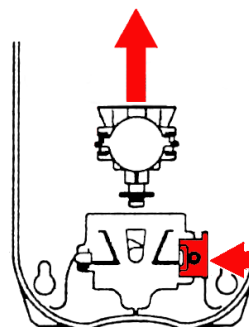
Close front cover of the dispenser until it clicks into the locked position.

Push the dispenser 2 or 3 times to ensure liquid is drawn through the valve and primed ready for use.

### MAINTAINING DISPENSER



When the cartridge is empty and needs to be replaced, we recommend the valve is removed and rinsed with clean water.



To release valve, push in side catch and lift valve upwards

side catch



Evans  
Vanodine  
EST. 1919



+44 (0)1772 322200 | sales@evansvanodine.co.uk | www.evansvanodine.co.uk