














e:dose Kitchen Dilution

Read the product label/Safety Data Sheet before use.

Adhere to health and safety instructions.

Wear appropriate personal protective equipment (PPE).

	PRODUCT	DESCRIPTION	DILUTION - PELICAN PUMP DELIVERS A 30ML SHOT UNLESS OTHERWISE STATED	HOW TO USE
DEGREASING		EC2 - Degreaser - Cleaner degreaser <ul style="list-style-type: none"> Removes soiling and grease from surfaces. Unperfumed. Low dosage, very economical in use. Colour coded trigger bottles available. GreenTick - Low Environmental Impact. 		COOKER HOODS, DEEP FAT FRYERS AND HEAVILY SOILED EQUIPMENT: Spray surface and wipe with a clean cloth. FLOORS AND WALLS: Damp mop or wipe surface.
SANITISING		EC4 - Sanitiser - Super concentrate sanitiser <ul style="list-style-type: none"> Effective against viruses. Kills bacteria and yeast. Passes EN 16777, EN 14476, EN 1276, EN 16615 and EN 1650. Low dosage, very economical in use. Colour coded trigger bottles available. GreenTick - Low Environmental Impact. 		DISINFECTING HARD SURFACES AND EQUIPMENT: Spray and wipe surface to remove loose debris and soiling. Repeat and leave for 30 seconds before wiping with a clean cloth. Food contact surfaces must be rinsed with clean water and allowing to air dry.
OVEN AND GRILL		Oven Cleaner / Grill Cleaner <ul style="list-style-type: none"> Removes baked on grease and carbon. Low odour formula, unperfumed and undyed. OVEN CLEANER NOT FOR USE ON: Exterior of ovens, aluminium, painted, easy clean or self clean surfaces.	Oven/Combi Oven Cleaner Ready-to use. 5 L comes with a foaming flexispray  Hot Grill Cleaner Ready-to use. Switch off appliance before use 	INTERIOR OF OVEN: Spray onto surface. Leave for 10-20 minutes then agitate. Rinse with clean water and allow to air dry. FLAT GRILL: Scrape to remove soiling, apply thin layer to hot grill. Leave for 1 minute, agitate then scrape and wipe before re-seasoning PLEASE SEE LABEL FOR FULL USAGE INSTRUCTIONS.
AUTO DISHWASHING		Dishwash Detergents and Rinse Aids <ul style="list-style-type: none"> Choose from our extensive range of automatic dishwasher detergents. Descale <ul style="list-style-type: none"> Concentrated acid-based liquid for descaling catering equipment such as bain maries and urns as well as dish and glasswash machines. 	 Follow machine manufacturers guidelines	DISHWASHING: Rinse crockery, cutlery and utensils prior to filling the machine. Dispense product into machine through an electronic dispenser in accordance with machine manufacturers instructions. DESCALING: Always follow the label instructions.
MANUAL DISHWASHING		Washing up liquids <ul style="list-style-type: none"> Excellent grease removal and drainage properties. Q'sol Super high strength. Q'det Superior unperfumed. Kind Low Enviro Impact Rated.		CROCKERY: Scrape off any remaining food waste into bin. Wash items thoroughly in hot water. Rinse in hot water. Allow to air dry.
PERSONAL HYGIENE		Trigon' Plus / Trigon' Foam Plus <ul style="list-style-type: none"> Unperfumed liquid or foam hand wash. Proven to kill 99.999% of bacteria. Passes EN1499, EN 13727 and EN 1276. Neutral pH; mild and gentle to the skin. 	 READY TO USE For use in Evans Evolve soap dispensers. Trigon Plus is also available in a 500ml bottle	HANDS AND FOREARMS: Wet hands. Apply product and spread over hands and forearms. Wash hands for at least 20 seconds. Rinse in clean water and dry hands thoroughly.