














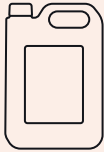










# e:dose Eco-Shot Kitchen Dilution

Read the product label/Safety Data Sheet before use.  
Adhere to health and safety instructions.  
Wear appropriate personal protective equipment (PPE).

	PRODUCT	DESCRIPTION	DILUTION	HOW TO USE
DEGREASING		<b>EC2 - Degreaser - Cleaner degreaser</b> <ul style="list-style-type: none"> <li>Removes soiling and grease from surfaces.</li> <li>Unperfumed.</li> <li>Low dosage, very economical in use.</li> <li>Colour coded trigger bottles available.</li> </ul>	 <b>X1 PUSH</b>   <b>X2 PUSH</b>  	<b>COOKER HOODS AND HEAVILY SOILED EQUIPMENT:</b> Spray surface and wipe with a clean cloth. <b>FLOORS AND WALLS:</b> Damp mop or wipe surface.
SANITISING		<b>EC4 - Sanitiser - Super concentrate sanitiser</b> <ul style="list-style-type: none"> <li>Effective against viruses. Kills bacteria and yeast. Passes <b>EN 16777, EN 14476, EN 1276, EN 16615 and EN 1650.</b></li> <li>Low dosage, very economical in use.</li> <li>Colour coded trigger bottles available.</li> </ul>	 <b>X1 PUSH</b>   <b>X1 PUSH</b>  	<b>DISINFECTING HARD SURFACES AND EQUIPMENT:</b> <b>Trigger solution</b> - Spray surfaces evenly. Leave for 30 seconds. Wipe with a clean cloth. Allow to air dry. <b>ALWAYS CLEAN SURFACES BEFORE DISINFECTION.</b>
OVEN INTERIOR AND GRILL		<b>Oven Cleaner / Grill Cleaner</b> <ul style="list-style-type: none"> <li>Removes baked on grease and carbon.</li> <li>Low odour formula, unperfumed and undyed.</li> </ul> <b>OVEN CLEANER NOT FOR USE ON:</b> Exterior of ovens, aluminium, painted, easy clean or self clean surfaces.	<b>USE UNDILUTED</b>   Ready to use foaming spray  Use with a foaming flexispray  Ready to use	<b>INTERIOR OF OVEN:</b> Spray onto surface. Leave for 10-20 minutes then agitate. Rinse with clean water and allow to air dry. <b>FLAT GRILL:</b> Scrape to remove soiling, apply thin layer to hot grill. Leave for 1 minute, agitate then scrape before reseasoning <b>PLEASE SEE LABEL FOR FULL USAGE INSTRUCTIONS.</b> <b>ENSURE APPROPRIATE PPE IS USED.</b>
MANUAL DISHWASHING		<b>Washing up liquids</b> <ul style="list-style-type: none"> <li>Excellent grease removal and drainage properties.</li> </ul> <b>Q'sol</b> Clean fresh fragrance. <b>Q'det</b> Unperfumed. <b>Kind</b> Light lemon fragrance.	 <b>X1 Q'sol™</b>  per 40 L water into a sink <b>X1 Q'det™</b> <b>X3 Kind™</b>	<b>CROCKERY:</b> Scrape off any remaining food waste into bin. Wash items thoroughly in hot water. Rinse in hot water. Allow to air dry.
PERSONAL HYGIENE		<b>Trigon' Plus / Trigon' Foam Plus</b> <ul style="list-style-type: none"> <li>Unperfumed liquid or foam hand wash.</li> <li>Proven to kill 99.999% of bacteria. Passes <b>EN1499, EN 13727</b> and <b>EN 1276.</b></li> <li>Neutral pH; mild and gentle to the skin.</li> </ul>	   <b>READY TO USE</b> For use in Evans Evolve soap dispensers Trigon Plus is also available in a 500ml bottle	<b>HANDS AND FOREARMS:</b> Wet hands. Apply product and spread over hands and forearms. Wash hands for at least 20 seconds. Rinse in clean water. Dry hands thoroughly.

Copyright © 2024 Evans Vanodine. All Rights Reserved iss v1.0